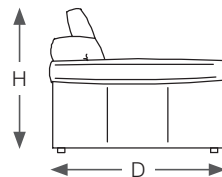

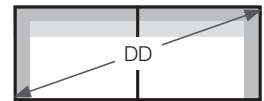


Measuring for Your Delivery

We want to ensure your new furniture is delivered successfully. This guide provides important measurement and obstruction information you should consider before you purchase your furniture and have it delivered.

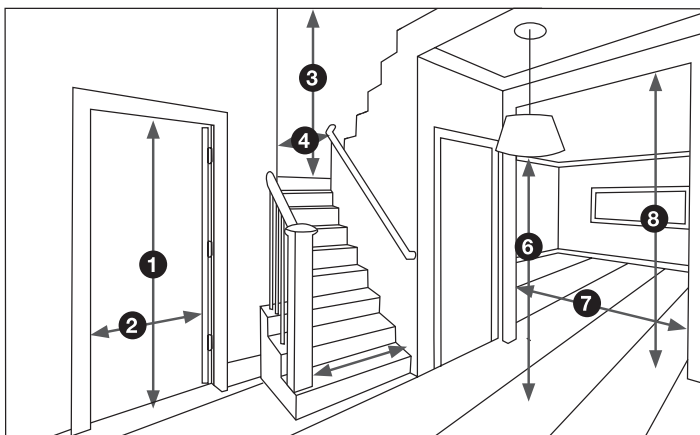


Top View
diagonal depth (DD)



How we measure your furniture piece

From arm to arm **width (W)**, front to back **depth (D)** and from floor to top of back **height (H)** to determine how much floor and wall space your new furniture will occupy.



TIP: For most apartment buildings or homes with elevators, it is important to note that the maximum width allowance is 210cm.

It is important that the measurements of the home (interior and exterior) is made prior to purchase to ensure a successful delivery.

Measuring for your delivery

Home measurements

1. Exterior / Front doorway height _____
2. Exterior / Front doorway width _____
& clearance to opposite wall _____
3. Staircase ceiling height _____
4. Staircase corner width* _____
& clearance to opposite wall upstairs _____
*if it's spiral stairs or is irregular shaped
5. Staircase width _____
6. Low-hanging light fixtures or art pieces _____
7. Interior doorway width _____
& clearance to opposite wall _____
8. Interior doorway height _____

Other measurements (outside of your home)

9. Lift / Elevator interior (W x D x H) and opening (W x H) _____
10. Are there flight of stairs that our team have to climb to reach your home? _____
11. Will the driveway or loading bay accommodate a 15m (L) x 2.15m (H) delivery vehicle? **Yes / No**
12. Will the size/width of your corridor towards your home allow our team through with the product **Yes / No**

Preparing for your delivery – the checklist

- Before purchasing your new furniture, note all important measurements and obstructions to ensure a successful delivery
- | | |
|---|-----------------|
| Does your hallway size allow our team through with product | Yes / No |
| Will the furniture fit through all doorways | Yes / No |
| Is your room ready for the product | Yes / No |
| Secure low-hanging light fixtures and all interior decoration | Yes / No |
| Set carpet/rug in place | Yes / No |
| Electrical point for recliner sofa | Yes / No |
| Put pets in another room | Yes / No |